



## WT7513

### GENERAL DESCRIPTION

The WT7513 provides protection circuits, power good output(PGO), fault protection latch(FPOB), and a protection detector function (PSONB) control. It can minimize external components of switching power supply systems in personal computer.

The Over Voltage Detector(OVD) monitors 3.3V, 5V, 12V input voltage level. The Over Current Detector (OCD) monitor IS33, IS5, IS12 input current sense :

(1).When OVD or OCD detect the fault voltage level or current sense, the FPOB is latched HIGH. The PSONB will resets the fault protection latch from LOW to HIGH.

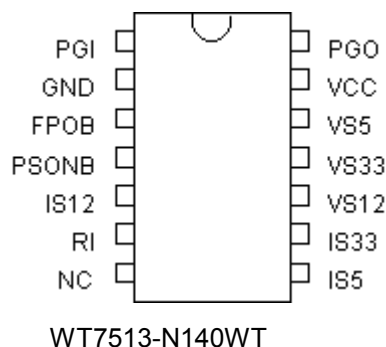
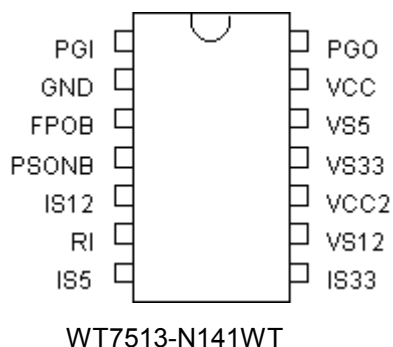
(2).When OVD and OCD and UVD detect the right voltage level, the power good output(PGO) from LOW to HIGH will be issue.

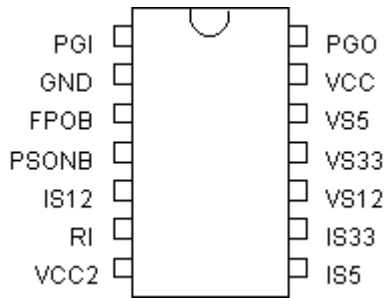
Add an external resistor between RI pin and GND pin to get an accurate current IRI.

### FEATURES

- The Over Voltage Detector(OVD) monitors 3.3V, 5V, 12V input voltage level.
- The Over Current Detector (OCD) monitor IS33, IS5, IS12 input current sense.
- Provide OVD/OCD and lock out for input voltage 3.3V, 5V, 12V
- Both of the power good output(PGO) & fault protection latch(FPOB) with Open Drain Output Stage.
- 300 ms time delay for PGO.
- 38 ms for PSONB input signal Debounce.
- 73 us for internal signal De-glitches.
- 1.2 ms time delay for PSONB turn-off FPOB.

### PIN CONFIGURATION





WT7513-N142WT

### ORDERING INFORMATION

Device	Package
WT7513-N140WT	DIP-14
WT7513-N141WT	DIP-14
WT7513-N142WT	DIP-14

### PIN DESCRIPTION

Pin Name	TYPE	Description
PGI	I	Power good input signal pin
GND	P	Ground
FPOB	O	Fault protection output pin, open drain output
PSONB	I	On/Off switch input
IS12	I	12V over current protection sense input
RI	I	Current sense adjust input
VCC2	I	Current sense power supply
IS5	I	5V over current protection sense input
IS33	I	3.3V over current protection sense input
VS12	I	12V over voltage detect input pin
VS33	I	3.3V over voltage/under voltage input pin
VS5	I	5V over voltage/under voltage input pin
VCC	I	Power supply
PGO	O	Power good output signal pin, open drain output